



How To Guide MIDWEEK TEAM TIMES

Before Youth Midweek Service Begins

Purpose

Weekly group time for teams with their Team Leaders, to develop a team identity, establish a team goals and build friendships.

Place and Time

Allow 20-30 minutes for weekly team time. The Team Time should be held just prior to each youth midweek service. Hopefully this will not be the only team time, especially if your teams are based on your Sunday school or on-going small group structure. However, it is also essential that the Sunday school or small group Bible study time NOT be the only time that teams meet, even if your teams are based on Sunday school groups. Why? Because team meetings during the week allow for more informality and flexibility which enhance team spirit!

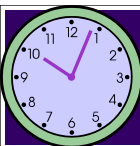
Personnel in Charge

Team Leaders, and Team Captains (students elected by the team, or selected from volunteers by the Team Leaders).

Procedure

This is an overview for a possible weekly schedule.

- 6:30pm** Opening prayer
Team Tally taken
- 6:35pm** Team Business
 - Select people to visit on Outreach night
 - Select Bible Quiz contestants,
 - Determine Outreach night team fellowship activities, etc.)
- 6:45pm** Devotional or brief “prep” for tonight’s worship
- 6:50pm** Team Prayer Requests/Prayer
- 6:58pm** Dismiss to ReUnion (worship).



6:30pm Opening Prayer/Team Tally.....Team Captains

Students who serve as Team Captains should do this! Allow the students to have ownership in the team! Give them responsibility for starting the team time ON time! The Team Captain can either begin with prayer or call on a team member to lead in prayer.

The competition should include a “Roll Call” to determine which the team has the best attendance percentage ON TIME (head count) that night! Team with the best percentage of attendance ON TIME wins extra points for the team for that night. After prayer, ask students to sign in on the “Team Tally.” Everyone signs in, and guests write their address, etc. This is important because it gives you a way to register guests for a later visit or contact. Create your own Team Tally sheet; add a column for the Team Captain to tally points after everyone has signed in. The Team Captain should take the Team Tally to the Encouraging Coordinator or statistician on his/her way to ReUnion at 7:00pm



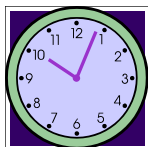
6:35pm Team Business.....Team Captains

Team Leader can work with the Team Captain to accomplish the team’s business. Here are some weekly things that you will need to address:

- Bible Quiz Competition:* If you are conducting Bible Quiz in Youth service each week, you will need to pre-select your contestant for the evening. It is best to get one week ahead on this; choose a contestant and an alternate. Be sure that the contestants know which chapter of the Bible will be used for questions in the Quiz. Encourage the contestant during this time. Encourage the team to be wild and crazy (at an appropriate decibel) to cheer their contestant tonight during Quiz.
- Outreach Preparation:* Discuss people whom your team would like to go visit on the next Outreach night. Work at getting specific with this. Encourage your team mates to come to the weekly meetings prepared to give

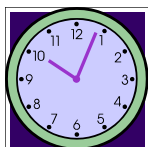
names AND addresses of people whom they would like for the team to contact! Discuss distances that may have to be driven in order to visit people. In other words, strategize. Help them get into the competition aspect of this. Help your team to understand how they can multiply their efforts if they subdivide into several visiting teams on Outreach night, etc. Discuss who can be secured to be drivers. ALSO, discuss who each team member will BRING to the next RALLY! Remind team members that rallies are for their unchurched friends, not just for them!

—*Team Fellowship plans*: These fun times are used to bring your team together. They are held on the same night as the Outreach competitions. Team fellowships can be anywhere your team desires! Plan in advance. Be sure to discuss calendar and costs of the activity! Let the team come up with the activity—they'll be more interested in an activity that they planned!



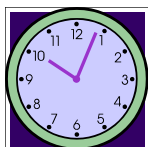
6:45pm Team Devotional.....Team Students

Ask different team members to lead a brief team devotion each week. Ask them to choose a verse from a recent study in this series to share. They can simply read the verse and explain what the passage has meant to them. Keep it simple/ brief.



6:50pm Prayer Requests/Prayer Time.....Team Leader

Obviously, there is not much time for extended prayer during this Team Time. Some weeks you will be able to spend more time with prayer time than others. But few things build team spirit like students praying for each other about things that concern them! Make this an important element in your Team Time. Keep a "Prayer Journal" of prayer requests and "answered prayers"!



6:58pm Dismissal to Midweek Youth Service.....Team Leader

Keep your team together. Figure out new ways to make your "grand entrance" each week into the midweek youth service!